


Pico Bois




Pico Bois Red Dots, Pico Bois Blue Dots.



Wall: Punto Up Matt White. Floor: Pico Bois Blue Dots.






Pico Bois Blue Dots





Wall: Punto Up Glossy Brun. Floor: Pico Bois Red Dots.





Design by Ronan & Erwan Bouroullec  
Photography by Studio Bouroullec, Delfino Sisto Legnani



## LAYING AND MAINTENANCE ADVICE

### **SERIES:**

PICO BOIS

### **NOMINAL SIZE:**

7x49 PRE-PAINTED OAK WOOD FLOORING

### **USE:**

floors  
wall covering  
indoor

### **LAYING ADVICE:**

The underfloor must be suitable for laying wood flooring and so the screed must be solid and not dusty.

When laying on heated screed, a thermal shock treatment is essential.

The screed ready for laying must have a residual humidity of max. 1.8%.

The ideal environmental humidity for laying must not exceed 60% and the indoor temperature in the building greater than 15° C.

### **RECOMMENDED GLUE:**

Two-product epoxy-polyurethane adhesive for wood floor laying e.g., Mapei ULTRABOND P913 2K PLUS or equivalent.

### **WOOD FLOORING MAINTENANCE:**

To preserve the visual appearance of wood flooring, it is advisable to maintain a relative humidity inside the home between 40% and 60%.

### **ROUTINE CLEANING ADVICE:**

It is usually sufficient to clean with a damp cloth and neutral detergent (do not use alcohol or ammonia) or specific products such as Mapei Ultracoat CLEANER or equivalent.